

## RBRB - 100-165 Permanent Bike Rack Bollard SM or BG

The RP Range of fixed bollards, combined with durable bike rack fixtures.  
 Available in Surface Mount (SM) or Below Ground (BG)

### Standard Features

- Manufactured in Western Australia
- Combines both a bike rack and a bollard to save costs onsite
- Suitable for 1 to 4 bike combinations
- Corrosion resistant, HDG treated steel (after fabrication) & tough powder coat finish

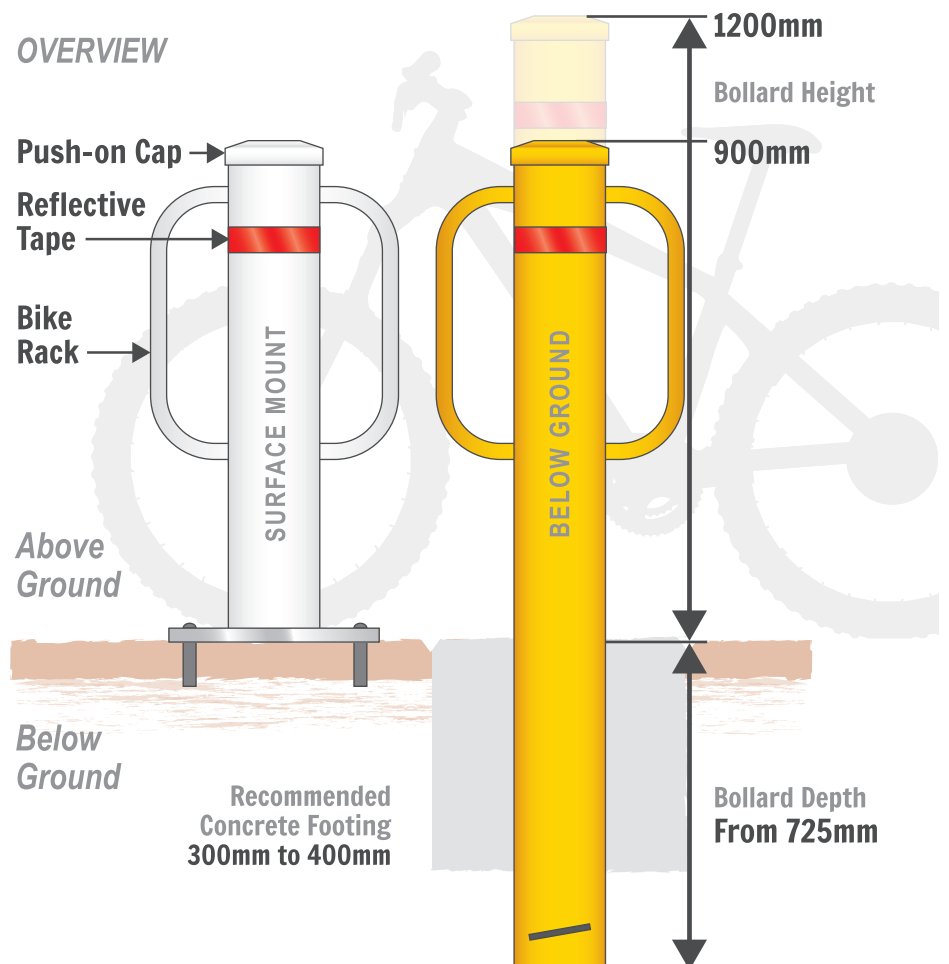
### Optional Features

- Made to measure - available in any height or pipe diameter
- Any powder coat colour or combination of body / cap (costs may apply)
- Available with choice of DECORATIVE ALUMINIUM CAPS (see pg. 2)
- Available with choice of WELDED CAPS in flat, sloped or curved (see pg. 2)
- Available with choice of PRESS IN CAPS that allow for concrete fill (see pg. 2)
- Fastener / Anchor kits available for surface mounts

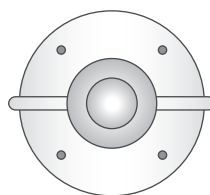
### Australian Standards

- AS 1163 & 1074 Grade C250, Structural Steel Hollow Section
- AS 1450 Steel Tube & AS4792 HDG Coating
- AS 4506-2005 & AS3754-1990 Powder Coating
- AS 4680:2006 - Hot Dip Galvanized (zinc) coatings on fabricated ferrous
- AS 1627.4-2005 Abrasive Blasting

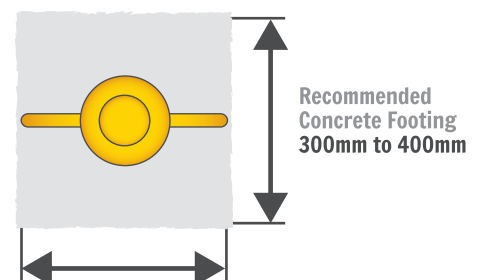
### OVERVIEW



### RBRB-SM TOP VIEW

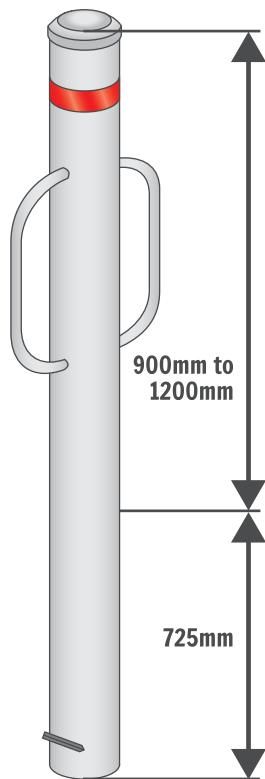
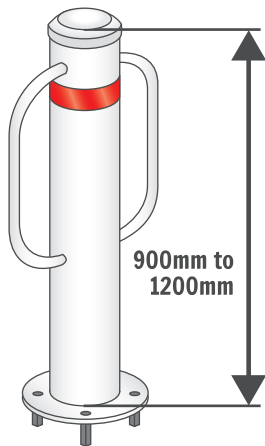


### RBRB-BG TOP VIEW



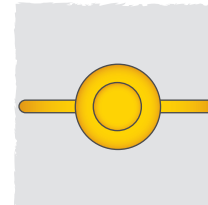
**RBRB - 100-165 Permanent Bike Rack Bollard - Model Numbers**

**Surface Mount Below Ground**




**Bike Rack Options**


1-2 Bike Capacity



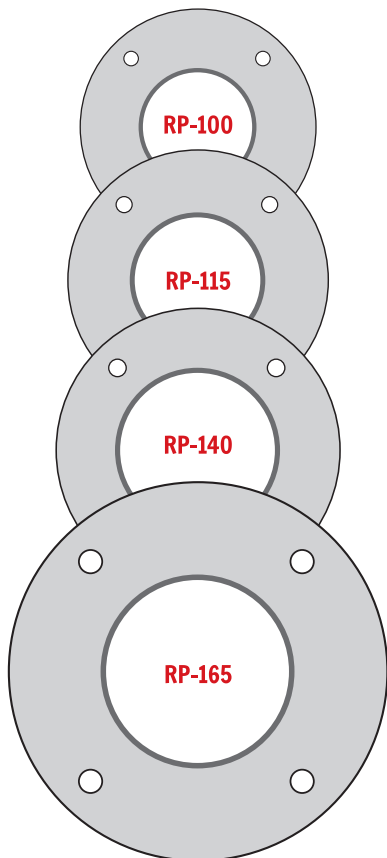
3 Bike Capacity



4 Bike Capacity



**Part Numbers & Standard Stock Sizes**



**RP-100 SM or BG**  
Bollard  
100ØD x 4mmWT  
Baseplate  
200ØD

**RP-115 SM or BG**  
Bollard  
115ØD x 4.55mmWT  
Baseplate  
220ØD

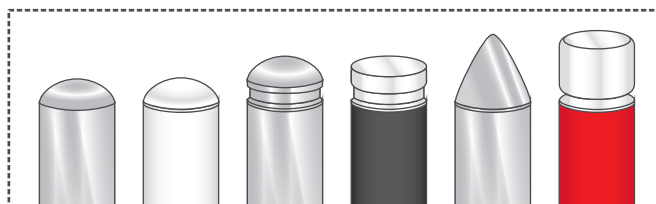
**RP-140 SM or BG**  
Bollard  
140ØD x 5mmWT  
Baseplate  
240ØD

**RP-165 SM or BG**  
Bollard  
165ØD x 5mmWT  
Baseplate  
320ØD

**Fixings**  
• M14 Fixing Holes  
• M10 X75 Concrete Screws (Recommended)

**Optional Decorative Aluminium Caps**

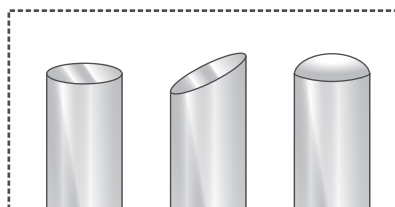
Available in Polished or Powder Coated finishes



\*Not all caps are available across all pipe sizes. Please enquire for more info.

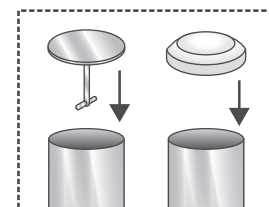
**Optional Welded Caps**

Available in Flat, Sloped or Curved



**Additional Caps**

Push-On or Press-In



Additional finishes and sizing options also available upon request - ask our friendly staff for more information.